

## Review Article

# The Enigma of the Sexual Brain: A Comprehensive Review of Neurobiological Perspectives

Vishwajit Deshmukh<sup>1</sup>; Bharat Sontakke<sup>1</sup>; Kirubhanand C<sup>1</sup>; Gayatri Muthiyar<sup>2</sup>; Ashlesh Patil<sup>3</sup>; Akanksha Dani<sup>4</sup>

<sup>1</sup>Assistant Professor, Department of Anatomy, AIIMS, Nagpur

<sup>2</sup>Associate Professor, Department of Anatomy, AIIMS, Nagpur

<sup>3</sup>Assistant Professor, Department of Physiology, AIIMS, Nagpur

<sup>4</sup>Assistant Professor, Department of Community Medicine, NKP Salve Institute of Medical Sciences, Nagpur

**\*Corresponding author: Vishwajit Deshmukh**

Assistant Professor, Department of Anatomy, AIIMS, Nagpur, India.

Email: drvishwajitdeshmukh@gmail.com

**Received:** July 13, 2023

**Accepted:** August 30, 2023

**Published:** September 06, 2023

## Abstract

Understanding the intricate interplay between the brain and sexual behaviour is fundamental to human sexuality research. This review provides a comprehensive overview of the current understanding of the sexual brain, encompassing the neurobiological mechanisms that underlie sexual arousal, desire, and pleasure.

The review begins by exploring the critical brain regions involved in sexual response, including the hypothalamus, limbic system, prefrontal cortex, nucleus accumbens, and the Hypothalamic-Pituitary-Adrenal (HPA) axis. These regions regulate sexual behaviour, process emotional and sensory information, and coordinate hormonal release crucial for sexual functioning.

Furthermore, the review delves into the neural correlates of sexual arousal, elucidating the role of various brain regions in the perception and processing of sexual stimuli. It highlights studies employing neuroimaging techniques that have shed light on the brain's response to sexual stimuli, both in males and females. It explores potential sex differences in neural activation patterns. Moreover, the review examines the influence of sexual orientation on the neural processing of sexual stimuli, emphasizing the differentiation between romantic love and sexual desire in the brain. It explores how the brain's reward system is implicated in sexual experiences and discusses the impact of chronic stress on sexual function through the modulation of the HPA axis.

Additionally, the review addresses the relationship between sexual behaviour and other cognitive processes, such as decision-making, impulse control, and memory. It explores the cognitive and attentional mechanisms involved in the appraisal of sexual stimuli and discusses the discrepancies between self-reported and physiological measures of sexual arousal.

Finally, the review acknowledges the importance of societal and cultural factors in shaping sexual behaviour and the brain's response to sexual stimuli. It emphasizes the need for further research to elucidate the complex interactions between biological, psychological, and sociocultural factors in the context of human sexuality.

Overall, this comprehensive review provides a valuable synthesis of current knowledge on the sexual brain, offering insights into the neurobiological mechanisms underlying human sexual response. It serves as a foundation for future research and underscores the significance of interdisciplinary approaches in unravelling the complexities of human sexuality.

**Keywords:** Sexual brain; Neurobiology; Hypothalamus; Testosterone; Erectile dysfunction

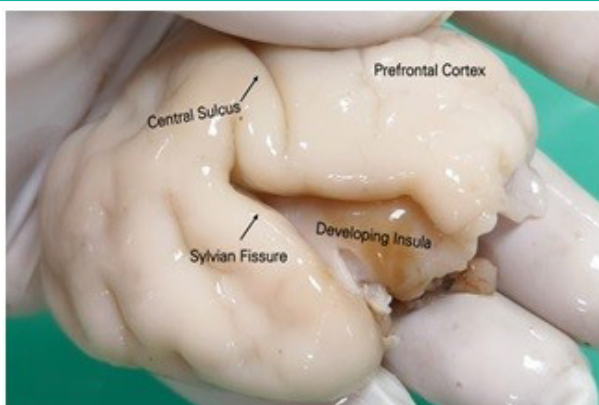
## Introduction

The brain plays a crucial role in sexual function and behaviour. The brain's various regions and neural circuits are involved in different aspects of sexual activity, including sexual desire, arousal, orgasm, and sexual preference [1]. One of the critical areas of the brain involved in sexual behaviour is the hypothalamus, which controls various functions related to reproduction, such as the release of hormones that regulate sexual behaviour and fertility. Other areas of the brain, such as the amygdala, prefrontal cortex, and insula, are also involved in processing sexual stimuli and generating sexual responses [2]. The neurotransmitters dopamine, serotonin, and norepinephrine are also important in sexual function, as they affect mood, motivation, and arousal [3]. These chemicals are involved in the brain's reward system, which is activated during sexual activity and can reinforce sexual behaviour. Studies have also shown that brain activity can vary between individuals with different sexual orientations. For example, research has found that the brains of gay men and straight women are similar, while the brains of lesbian and straight men also share certain features [4]. This suggests that sexual preference is at least partially influenced by brain structure and function. Overall, the sexual brain is a complex and fascinating area of study that continues to yield new insights into human sexuality and behaviour.

### Brain Regions Involved in Sexual Function

The human brain plays a crucial role in sexual function and behaviour. Different brain regions are involved in various aspects of sexual activity, including sexual desire, arousal, orgasm, and sexual preference. One of the critical areas of the brain involved in sexual behaviour is the hypothalamus [5]. The hypothalamus controls various functions related to reproduction, such as the release of hormones that regulate sexual behaviour and fertility. It also contains the autonomic nervous system responsible for heart rate and blood pressure functions. The hypothalamus regulates sexual arousal and orgasm, and damage to this region can cause sexual dysfunction.

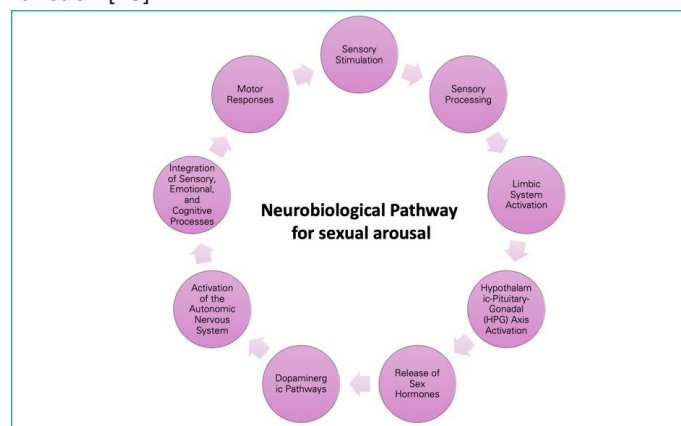
The amygdala is another region of the brain involved in sexual function. The amygdala is responsible for processing emotional information and plays a role in regulating sexual desire and arousal. It also plays a role in the formation of sexual memories and the regulation of sexual behaviour [6]. The prefrontal cortex is also involved in sexual function. This brain region is responsible for decision-making, impulse control, and social behaviour. It plays a role in the regulation of sexual behaviour and the formation of sexual preferences. Damage to the prefrontal cortex can cause changes in sexual behaviour, such as increased impulsivity and risk-taking [7]. The insula is another region of the brain involved in sexual function. The insula plays



a role in processing bodily sensations and emotions, including those related to sexual arousal and orgasm. It is also involved in the regulation of sexual behaviour and the formation of sexual preferences [8]. Overall, these brain regions work together to generate sexual responses. The hypothalamus plays a crucial role in regulating sexual arousal and orgasm, while the amygdala and insula process emotional information and bodily sensations related to sexual activity. The prefrontal cortex plays a role in decision-making and regulating sexual behaviour. Dysfunction in any of these regions can lead to sexual dysfunction or changes in sexual behaviour.

### Neurological Pathway for Sexual Behaviour

The neurological pathway for sexual behaviour involves a complex interplay between the brain, spinal cord, and peripheral nervous system. The process begins with the brain's processing of sexual stimuli, which can be visual, auditory, or tactile [9]. When sexual stimuli are detected, the brain's limbic system, including the hypothalamus and amygdala, is activated. These regions are responsible for processing emotions and motivation, including sexual desire. The hypothalamus also plays a crucial role in regulating hormone production, including releasing testosterone and oestrogen, which are essential for sexual function [10].



Once sexual desire is activated, signals are sent from the brain to the spinal cord, which relays information between the brain and the peripheral nervous system. The peripheral nervous system consists of two main branches: the sympathetic and parasympathetic nervous systems. These systems work together to regulate physiological responses to sexual stimuli, such as changes in heart rate, blood pressure, and respiration.

The parasympathetic nervous system is responsible for promoting sexual arousal and maintaining erections in men. It does this by releasing the neurotransmitter nitric oxide, which causes the smooth muscle tissue in the penis to relax, allowing for increased blood flow and an erection. The sympathetic nervous system is responsible for triggering orgasm and ejaculation [11]. During sexual activity, signals from the brain activate the sympathetic nervous system, causing rhythmic contractions of the genital muscles and ejaculation in men. The neurological pathway for sexual behaviour is a complex process involving multiple brain regions, hormone production, and the peripheral nervous system. Any disruption or dysfunction in this pathway can lead to sexual problems, such as erectile dysfunction, premature ejaculation, or inhibited sexual desire [12].

### The Role of Hormones in Sexual Function

Hormones play a crucial role in sexual function and desire. The hypothalamus and pituitary gland in the brain control the release of hormones that affect sexual behaviour and desire.

Testosterone is a hormone primarily associated with male sexual function, although it is also present in females. Testosterone is produced in the testes in males and the ovaries in females. It is responsible for developing secondary sexual characteristics in males, such as body hair and muscle mass. Testosterone also plays a crucial role in developing sexual desire in both males and females. Low levels of testosterone can lead to decreased sexual desire and dysfunction.

Estrogen is a hormone that is primarily associated with female sexual function. It is produced in the ovaries and plays a role in developing secondary sexual characteristics, such as breast growth and widening hips [13]. Estrogen also plays a role in the regulation of the menstrual cycle and the maintenance of reproductive health. Low levels of estrogen can lead to decreased sexual desire and dysfunction. Progesterone is a hormone primarily associated with the menstrual cycle and pregnancy. It is produced in the ovaries and plays a role in the development of the uterine lining during the menstrual cycle. Progesterone can also affect sexual function and desire, although its role is not as well understood as testosterone and estrogen [13].

The hypothalamus and pituitary gland control the release of these hormones through a complex feedback system. The hypothalamus produces gonadotropin-releasing hormone (GnRH), which signals the pituitary gland to release Luteinizing Hormone (LH) and Follicle-Stimulating Hormone (FSH). LH and FSH stimulate the testes or ovaries to produce testosterone, estrogen, and progesterone. In addition to these hormones, other factors can affect sexual function and desire [14]. For example, stress and anxiety can decrease sexual desire by increasing levels of the stress hormone cortisol. Medications such as antidepressants and blood pressure medications can also affect sexual function by altering hormone levels. Overall, hormones play a crucial role in sexual function and desire. The hypothalamus and pituitary gland control the release of these hormones, and dysfunction in this system can lead to sexual dysfunction and changes in sexual behaviour.

### Neurotransmitters and Sexual Behaviour

Neurotransmitters are chemical messengers that transmit signals between neurons in the brain and nervous system [15]. Several neurotransmitters play essential roles in sexual function, including dopamine, serotonin, and norepinephrine [16]. Dopamine is a neurotransmitter in the brain's reward system and is associated with pleasure and motivation. It plays a crucial role in sexual desire and arousal and is released during sexual activity. High dopamine levels can increase sexual stimulation and lead to more intense sexual experiences [17]. Low dopa-

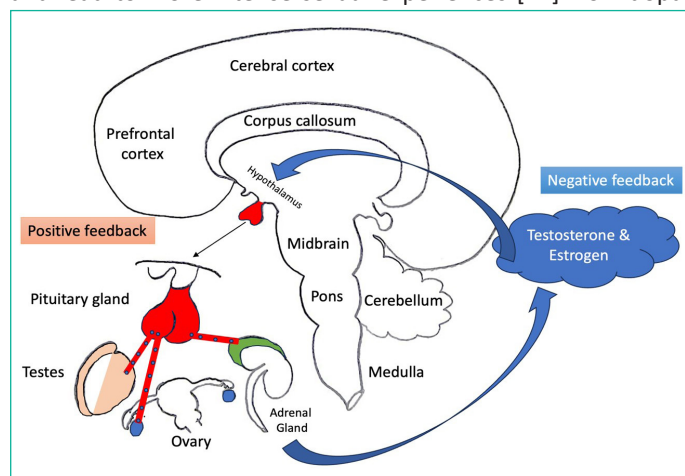
mine levels have been associated with sexual dysfunction and decreased sexual desire. Serotonin is another neurotransmitter that affects sexual behaviour. It plays a role in regulating mood and emotions, and low serotonin levels have been associated with depression and anxiety, which can negatively affect sexual desire and function [18]. Some antidepressants that increase serotonin levels, such as Selective Serotonin Reuptake Inhibitors (SSRIs), can also decrease sexual desire and position [18]. Norepinephrine is a neurotransmitter involved in the body's stress response and is associated with the fight or flight response. It can also affect sexual function and desire. High levels of norepinephrine can lead to decreased sexual desire and position, while low levels can increase sexual desire and function [19].

These neurotransmitters affect sexual behaviour by influencing mood, motivation, and arousal. Dopamine, for example, increases motivation and pleasure, which can lead to more frequent and intense sexual activity. Serotonin affects mood and emotions, and low levels can lead to decreased sexual desire and function. Norepinephrine affects the body's stress response and can increase or decrease sexual desire and position depending on the individual and the situation. These neurotransmitters are involved in the brain's reward system, which is activated during sexual activity. This system is responsible for feelings of pleasure and reward and forms memories and learning. When sexual activity is pleasurable, the brain's reward system reinforces this behaviour and increases the likelihood of future sexual activity. Neurotransmitters play essential roles in sexual behaviour by influencing mood, motivation, and arousal. Dysfunction in these neurotransmitter systems can lead to sexual dysfunction and changes in sexual behaviour.

### Sexual Orientation and Brain Structure

Several studies have explored brain structure and function differences between individuals with different sexual orientations. These studies suggest that sexual preference is at least partially influenced by brain structure and function. Simon LeVay conducted one of the most well-known studies in this area in the 1990s. LeVay compared the brains of homosexual and heterosexual men and found differences in the size of the anterior hypothalamus [20]. He concluded that this difference may be related to sexual orientation. However, it is essential to note that this study has been criticized for its small sample size and lack of diversity.

Since then, other studies have explored differences in brain structure and function between individuals with different sexual orientations. For example, a study published in the *Hormones and behaviour* journal found that heterosexual men and homosexual women had similar brain activation patterns in response to sexual stimuli, while homosexual men and heterosexual women had different designs [21]. This suggests that sexual orientation may be related to differences in brain function. Another study published in 2015 in *Brain Structure and Function* found that homosexual men had a larger Anterior Cingulate Cortex (ACC) than heterosexual men. The ACC is involved in decision-making and emotion regulation, and this difference may be related to differences in sexual preference [22]. Overall, these studies suggest that sexual preference is at least partially influenced by brain structure and function. However, it is essential to note that sexual orientation is complex and multifaceted and cannot be reduced to differences in brain structure alone. Other factors, such as social and cultural influences, genetic factors, and individual experiences, also play a role in developing sexual orientation.



## Disorders of Sexual Function and the Brain

Disorders of sexual function can have various causes, including problems in the brain or nervous system. Here are a few examples: 1. **Erectile Dysfunction:** Erectile Dysfunction (ED) is the inability to achieve or maintain an erection during sexual activity. Several factors, including problems in the nervous system, can cause ED. Nerve damage or injury can disrupt the signals between the brain and the penis, leading to difficulty in achieving or maintaining an erection. Conditions like multiple sclerosis, Parkinson's disease, and spinal cord injuries can also lead to ED [23]. 2. **Hypoactive Sexual Desire Disorder:** Hypoactive Sexual Desire Disorder (HSDD) is characterized by a lack of sexual desire or interest. While the exact cause of HSDD is not fully understood, it may be related to problems in the brain. Some studies suggest that HSDD may be linked to changes in brain chemistry, particularly in the neurotransmitters dopamine and serotonin, which regulate mood and motivation [24]. 3. **Premature Ejaculation:** Premature Ejaculation (PE) is a condition characterized by the inability to delay ejaculation during sexual activity. While the exact cause of PE is not fully understood, it may be related to problems in the nervous system. Some studies suggest that PE may be linked to changes in the levels of neurotransmitters such as serotonin and norepinephrine, which are involved in regulating sexual function [25]. In addition to these specific disorders, other conditions such as depression, anxiety, and stress can significantly impact sexual function. These conditions can affect the brain and nervous system, leading to changes in sexual desire, arousal, and performance. Overall, disorders of sexual function can have various causes, including problems in the brain or nervous system. Understanding the underlying causes of these disorders is essential in developing effective treatments that can improve sexual function and quality of life.

### The Impact of Drugs and Medications on Sexual Function

Drugs and medications can significantly impact sexual function by altering brain chemistry. Certain drugs can affect neurotransmitters such as dopamine and serotonin, which regulate sexual function. Here are a few examples of how medicines and medications can affect sexual function: 1. **Antidepressants:** Many antidepressant medications, including Selective Serotonin Reuptake Inhibitors (SSRIs) and Tricyclic Antidepressants (TCAs), can cause sexual side effects such as decreased sexual desire, delayed ejaculation, or difficulty achieving orgasm. These drugs work by increasing serotonin levels in the brain, which can reduce anxiety and improve mood but can also negatively impact sexual function [26]. 2. **Anti-anxiety medications:** Benzodiazepines, a class of drugs used to treat anxiety and insomnia, can cause sexual side effects such as decreased sexual desire and difficulty achieving orgasm. These drugs increase the activity of a neurotransmitter called Gamma-Aminobutyric Acid (GABA), which can reduce anxiety and suppress sexual function [27]. 3. **Blood pressure medications:** Certain blood pressure medications, including beta-blockers and diuretics, can cause sexual side effects such as decreased sexual desire, erectile dysfunction, or difficulty achieving orgasm. These drugs affect the nervous system and disrupt signals between the brain and the genitals [28].

It is important to note that not all individuals who take these medications will experience sexual side effects, and the severity of these side effects can vary from person to person. Some drugs, such as testosterone replacement therapy, can improve sexual function in individuals with low testosterone levels. Drugs and medications can significantly impact sexual function

by altering brain chemistry. Understanding the potential sexual side effects of these drugs is essential in managing treatment and improving the quality of life for individuals who experience these effects.

### Sexual Dysfunction and Trauma

Traumatic experiences such as sexual abuse or assault can significantly impact sexual function and desire by affecting the brain's response to sexual stimuli. Trauma can alter the way the brain processes and responds to sexual cues, leading to a range of sexual problems such as decreased sexual desire, difficulty achieving arousal, or pain during intercourse [29].

Here are a few ways that trauma can impact sexual function: 1. **Hyperarousal:** Traumatic experiences can lead to hyperarousal, in which the body is constantly alert. This can make it difficult to relax and feel comfortable during sexual activity, leading to difficulty achieving arousal or orgasm [30]. 2. **Flashbacks:** Trauma can trigger flashbacks, in which the individual relives the traumatic experience. These flashbacks can occur during sexual activity, leading to a loss of desire or difficulty achieving arousal. 3. **Fear and anxiety:** Trauma can also lead to fear and anxiety, making it challenging to feel safe and comfortable during sexual activity. This can lead to various sexual problems, including decreased desire, difficulty achieving arousal, or pain during intercourse [31].

It is important to note that not all individuals who have experienced trauma will experience sexual dysfunction. However, for those who do, it can significantly impact their quality of life and relationships. Seeking therapy or counselling can help address the underlying trauma and improve sexual function. Practising self-care and engaging in activities that promote relaxation and stress relief can also be beneficial.

### The Future of Research on the Sexual Brain

Emerging research areas on the sexual brain are rapidly expanding, providing exciting new insights into sexual function and dysfunction. One promising area of research is using brain imaging techniques to understand better the neural mechanisms involved in sexual behaviour.

Functional Magnetic Resonance Imaging (fMRI) studies have shown that different brain regions are activated during sexual arousal and orgasm, including the hypothalamus, amygdala, prefrontal cortex, and insula. These studies have also demonstrated that the neural responses to sexual stimuli differ between individuals with different sexual orientations or gender identities, highlighting the importance of studying sexual diversity.

Other emerging research areas include:

- Investigating epigenetics' role in sexual function [32].
- The impact of gender-affirming hormone therapy on brain structure and function.
- Using brain stimulation techniques such as Transcranial Magnetic Stimulation (TMS) or Deep Brain Stimulation (DBS) to treat sexual disorders [33].

These studies can lead to new treatments for sexual disorders, such as hypoactive sexual desire disorder or erectile dysfunction. They may also help to identify new ways of enhancing sexual function, such as through targeted brain stimulation or the use of new medications that target specific neurotransmitters.

ters or hormones. Overall, the future of research on the sexual brain is promising, with exciting new developments that have the potential to improve our understanding of sexual function and dysfunction significantly. As more studies are conducted in this area, we may be able to develop more effective treatments and interventions for individuals struggling with sexual problems, ultimately improving their quality of life and overall well-being.

## References

- Chen P, Hong W. Neural circuit mechanisms of social behavior. *Neuron*. 2018; 98: 16-30.
- Salonia A, Giraldi A, Chivers ML, Georgiadis JR, Levin R, Maravilla KR et al. Physiology of women's sexual function: basic knowledge and new findings. *J Sex Med*. 2010; 7: 2637-60.
- Meston CM, Frohlich PF. The neurobiology of sexual function. *Arch Gen Psychiatry*. 2000; 57: 1012-30.
- Herek GM. Heterosexuals' attitudes toward lesbians and gay men: correlates and gender differences. *J Sex Res*. 1988; 25: 451-77.
- Ortman HA, Siegel JA. The effect of methadone on the hypothalamic pituitary gonadal axis and sexual function: A systematic review. *Drug Alcohol Depend*. 2020; 207: 107823.
- Baird AD, Wilson SJ, Bladin PF, Saling MM, Reutens DC. The amygdala and sexual drive: insights from temporal lobe epilepsy surgery. *Ann Neurol*. 2004; 55: 87-96.
- Spinella M. The role of prefrontal systems in sexual behavior. *Int J Neurosci*. 2007; 117: 369-85.
- Wang Y, Dong M, Guan M, Wu J, He Z, Zou Z, et al. Aberrant insula-centered functional connectivity in psychogenic erectile dysfunction patients: a resting-state fMRI study. *Front Hum Neurosci*. 2017; 11: 221.
- deGROAT WC, BOOTH AM. Physiology of male sexual function. *Ann Intern Med*. 1980; 92: 329-31.
- Krassioukov A, Elliott S. Neural control and physiology of sexual function: effect of spinal cord injury. *Top Spinal Cord Inj Rehabil*. 2017; 23: 1-10.
- Lorenz TK, Harte CB, Meston CM. Changes in autonomic nervous system activity are associated with changes in sexual function in women with a history of childhood sexual abuse. *J Sex Med*. 2015; 12: 1545-54.
- Elliott SL. Problems of sexual function after spinal cord injury. *Prog Brain Res*. 2006; 152: 387-99.
- Santoro N, Worsley R, Miller KK, Parish SJ, Davis SR. Role of estrogens and estrogen-like compounds in female sexual function and dysfunction. *J Sex Med*. 2016; 13: 305-16.
- Davidson JM, Chen JJ, Crapo L, Gray GD, Greenleaf WJ, Catania JA. Hormonal changes and sexual function in aging men. *J Clin Endocrinol Metab*. 1983; 57: 71-7.
- Meston CM, Frohlich PF. The neurobiology of sexual function. *Arch Gen Psychiatry*. 2000; 57: 1012-30.
- Hull EM, Lorrain DS, Du J, Matuszewich L, Lumley LA, Putnam SK, et al. Hormone-neurotransmitter interactions in the control of sexual behavior. *Behav Brain Res*. 1999; 105: 105-16.
- Giuliano F, Allard J. Dopamine and sexual function. *Int J Impot Res*. 2001; 13: S18-28.
- Rosen RC, Lane RM, Menza M. Effects of SSRIs on sexual function: a critical review. *J Clin Psychopharmacol*. 1999; 19: 67-85.
- Clayton AH, Croft HA, Handiwala L. Antidepressants and sexual dysfunction: mechanisms and clinical implications. *Postgrad Med*. 2014; 126: 91-9.
- LeVay S. A difference in hypothalamic structure between heterosexual and homosexual men. *Science*. 1991; 253: 1034-7.
- Sylva D, Safron A, Rosenthal AM, Reber PJ, Parrish TB, Bailey JM. Neural correlates of sexual arousal in heterosexual and homosexual women and men. *Horm Behav*. 2013; 64: 673-84.
- Cachia A, Borst G, Tissier C, Fisher C, Plaze M, Gay O, et al. Longitudinal stability of the folding pattern of the anterior cingulate cortex during development. *Dev Cogn Neurosci*. 2016; 19: 122-7.
- Shamloul R, Ghanem H. Erectile dysfunction. *Lancet*. 2013; 381: 153-65.
- Beck JG. Hypoactive sexual desire disorder: an overview. *J Consult Clin Psychol*. 1995; 63: 919-27.
- Waldinger MD. The neurobiological approach to premature ejaculation. *J Urol*. 2002; 168: 2359-67.
- Werneke U, Northey S, Bhugra D. Antidepressants and sexual dysfunction. *Acta Psychiatr Scand*. 2006; 114: 384-97.
- Wheatley D. Use of anti-anxiety drugs in the medically ill. *Psychother Psychosom*. 1988; 49: 63-80.
- Llisterri JL, Lozano Vidal JV, Aznar Vicente J, Argaya Roca M, Pol Bravo C, Sanchez Zamorano MA et al. Sexual dysfunction in hypertensive patients treated with losartan. *Am J Med Sci*. 2001; 321: 336-41.
- Yehuda R, Lehrner AM, Rosenbaum TY. PTSD and sexual dysfunction in men and women. *J Sex Med*. 2015; 12: 1107-19.
- Corretti G, Baldi I. The relationship between anxiety disorders and sexual dysfunction. *Psychiatric Times*; 2007; 24: 16-21.
- Ellis EM. Sexual dysfunction in victims of rape: victims may experience a loss of sexual arousal and frightening flashbacks even one year after the assault. *Women Health*. 1981; 5: 39-48.
- Matsuda KI, Mori H, Kawata M. Epigenetic mechanisms are involved in sexual differentiation of the brain. *Rev Endocr Metab Disord*. 2012; 13: 163-71.
- Gouveia FV, Davidson B, Meng Y, Gidyk DC, Rabin JS, Ng E, et al. Treating post-traumatic stress disorder with neuromodulation therapies: transcranial magnetic stimulation, transcranial direct current stimulation, and deep brain stimulation. *Neurotherapeutics*. 2020; 17: 1747-56.