

Mini Review

Important of B-Complex Vitamins in Treatment Protocol in Diabetic Patients

Gaafar A¹ and Ayyad R^{2*}¹Interior of Ministry, Medical Services Sector, Egypt²Department of Pharmaceutical Medicinal Chemistry, Faculty of Pharmacy, AL-Azhar University, Cairo, Egypt***Corresponding author:** Rezk Ayyad, Department of Pharmaceutical Medicinal Chemistry, Faculty of Pharmacy, AL-Azhar University, Cairo, Egypt**Received:** December 10, 2021; **Accepted:** January 18, 2022; **Published:** January 25, 2022

Introduction

The diabetic patients are unlucky specific in poor countries where no present of enough health education [1,2], where the diabetic patient need eat more than the healthy people because the blood glucose stay in blood and no go to the cells of tissues so the diabetic patients since with hungry more than the healthy people so the diabetic coma either to hyperglycaemic take solution of sugar, and the coma of hypoglycaemic also. The increase of blood glucose level lead to inflammation of the nerves [3-7], this inflammation of nerves will loss of sensation of the nerves. In poor countries the diabetic patient if injured by screw or old metal he is not sense [8-10]. So this research must be considered for the physicians whose deal with the diabetic patients. The physician must be prescribed the B-complex vitamins before the antidiabetic drugs (Insulin- type1 diabetes and oral hypoglycaemics- type 2) due to the cyanocobalamin vitamin B12 prevent the inflammation of nerves, vitamin B3 nicotinamide participate of co-enzyme NAD which play role in metabolism of glucose. Also vitamin B2 riboflavin participates of co-enzyme FAD which required for glucose metabolism [9-14]. These vitamins (B2, B3 and B12) are essential for diabetic patients. The whole vitamin of B species are important for protection the health of people also prevent the people from diseases and increase the immunity the vitamin B species are B1(thiamine), B2(riboflavin), B3 (nicotinamide), B5 (pantothenic acid), B6 (pyridoxine), B7 (biotin), B9 (folic acid), B12 (cyanocobalamin) and B17 (amygdaline) [15-24].

Chemistry

Vitamin B1 (thiamine)

A coenzyme in the catabolism of sugars and amino acids (Figure 1) [25,26].

Vitamin B2 (riboflavin)

A precursor of coenzymes called FAD and FMN, which are needed for flavoprotein enzyme reactions, including activation of other vitamins (Figure 2) [27].

Vitamin B3 (nicotinamide)

A precursor of coenzymes called NAD and NADP, which are needed in many metabolic processes (Figure 3) [28-30].

Abstract

This search includes the vitamin B-species which must be taken by diabetic patients. Where these vitamins keep the health of patient not merely but help the metabolism of glucose which is the blood sugar. The vitamin B-complex must be prescribed before the drugs which treat the diabetes (Insulin and oral hypoglycaemics). Because these vitamins keep the integrity of patient health and play the major role of metabolism of glucose.

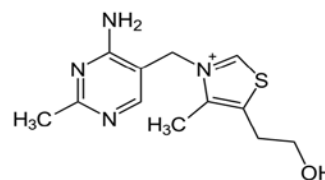
Keywords: Vitamin B; Diabetic Patients; Metabolism; Glucose

Figure 1: 2-[3-[(4-amino-2-methylpyrimidin-5-yl)methyl]-4-methyl-1,3-thiazol-3-ium-5-yl]ethanol.

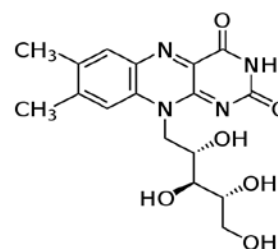


Figure 2: 7,8-Dimethyl-10-[(2S,3S,4R)-2,3,4,5-tetrahydroxypentyl]benzo[g]pteridine-2,4-dione.

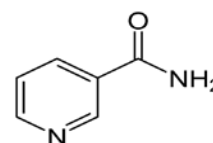


Figure 3: Pyridine-3-carboxamide.

Vitamin B5 (pantothenic acid)

A precursor of coenzyme A and therefore needed to metabolize many molecules (Figure 4) [31].

Vitamin B7 (biotin)

A coenzyme for carboxylase enzymes, needed for synthesis of fatty acids and in gluconeogenesis (Figure 5) [32].

Vitamin B9 (folic acid)

A precursor needed to make, repair, and methylate DNA; a cofactor in various reactions; especially important in aiding rapid cell division and growth, such as in infancy and pregnancy (Figure

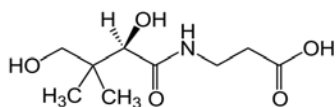


Figure 4: 3-[(2,4-dihydroxy-3,3-dimethylbutanoyl)amino] propanoic acid.

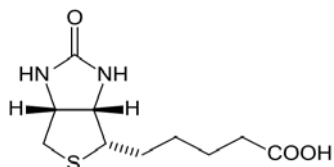


Figure 5: 5-[(3aS,4S,6aR)-2-oxohexahydro-1H-thieno[3,4-d]imidazol-4-yl] pentanoic acid.

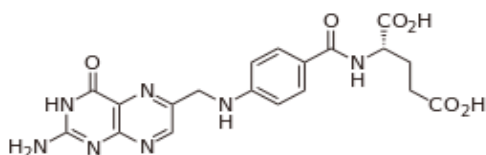


Figure 6: (2S)-2-[(4-[(2-amino-4-hydroxypteridin-6-yl)methyl]amino)phenyl]formamido]pentanedioic acid.

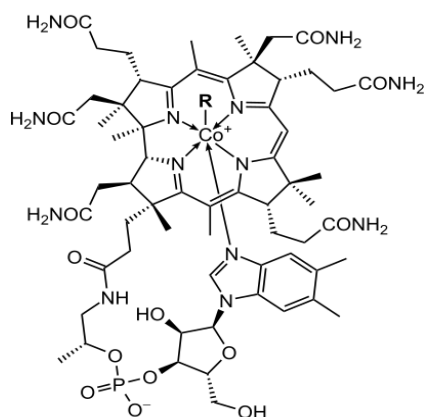


Figure 7: R=CN.

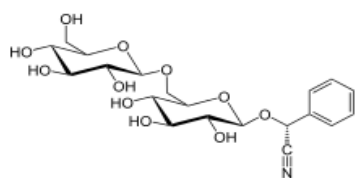


Figure 8: (2S,3S,4S,5R,6R) - 6 - [(R) - cyano(phenyl)methoxy] - 3,4,5 - trihydroxyoxane - 2 - carboxylic acid.

6) [33].

Vitamin B12 (cyanocobalamin)

Commonly cyanocobalamin or methylcobalamin in vitamin supplements. A coenzyme involved in the metabolism of every cell of the human body, especially affecting DNA synthesis and regulation, but also fatty acid metabolism and amino acid metabolism (Figure 7) [34].

Vitamin B17 (amygdalin)

Not used in medicine due to its toxicity (Figure 8) [35-37].

Conclusion

The vitamins are important for people to him vitality and very important for people suffer from diseases and take drugs treatment for example phthalazin, quinazolin, quinoxalin and benzimidazole nucleous of drugs due to these nucleuses include broad drugs, also the diabetic patients vitamins more than the healthy people specially vitamin B complex.

References

- Sakr HM, Ayyad RR, Mahmoud K, Mansour AM, Ahmed AG. Design Synthesis of Analgesics and Anticancer of Some New Derivatives of-Benzimidazole. *International Journal of Organic Chemistry*. 2021; 11: 144-169.
- Mohamed M Khalifa, Helmy M Sakr, Albaraa Ibrahim, Ahmed M Mansour, Rezk R Ayyad. Design and synthesis of new benzylidene-quinazolinone hybrids as potential anti-diabetic agents: *In vitro* α -glucosidase inhibition, and docking studies. *Journal of Molecular Structure*. 2022; 1250: 2.
- Abdel-Ghany El-Helby, Helmy Sakr, Rezk Ayyad, and Hazem Mahdi, et al. Design, synthesis, molecular modeling, *in vivo* studies and anticancer activity evaluation of new phthalazine derivatives as potential DNA intercalators and topoisomerase II inhibitors." *Bioorganic Chemistry*. 2020; 103: 104233.
- Rezk Ayyad. "Synthesis and biological evaluation of novel iodophthalazinedione derivatives as anticonvulsant agents." *Al-Azhar J Pharm Sci*. 2012; 45: 1-13.
- Wagdy M Eldehna, Sahar Abou-Seri, Ahmed ElKerdawy, Rezk R, et al. "Increasing the binding affinity of VEGFR-2 inhibitors by extending their hydrophobic interaction with the active site: Design, synthesis and biological evaluation of 1-substituted-4-(4-methoxybenzyl) phthalazine derivatives." *Eur J Med Chem*. 2016; 50-62.
- El-Helby Abdel Ghany A, Rezk R Ayyad, Helmy M Sakr, Adel S Abdulrahim, et al. "Design, synthesis, molecular modeling and biological evaluation of novel dihydropthalazine-1, 4-dione derivatives as potential anticonvulsant agents." *J Mol Struct*. 2017; 1130: 333-351.
- El-Helby Abdel-Ghany A, Rezk RA Ayyad, Helmy Sakr, Khaled El-Adl, Mamdouh M Ali, et al. "Design, Synthesis, Molecular Docking, and Anticancer Activity of Phthalazine Derivatives as VEGFR-2 Inhibitors. *Archiv der Pharmazie*. 2017; 350: 1700240.
- El-Helby Abdel-Ghany A, Rezk RA Ayyad, Khaled El-Adl, Hazem Elkady. "Phthalazine-1, 4-dione derivatives as non-competitive AMPA receptor antagonists: design, synthesis, anticonvulsant evaluation, ADMET profile and molecular docking." *Molecular Diversity*. 2019; 23: 283-298.
- Eissa Ibrahim H, Ahmed M Metwally, Amany Belal, Ahmed BM Mehany. "Discovery and antiproliferative evaluation of new quinoxalines as potential DNA intercalators and topoisomerase II inhibitors." *Archiv der Pharmazie*. 2019.
- Ibrahim Mohamed-Kamal, Ashraf A Abd-Elrahman, Rezk RA Ayyad, Khaled El-Adl, et al. "Design and synthesis of some novel 2-(3-methyl-2-oxoquinoxalin-1(2H)-yl)-N-(4-(substituted)phenyl) acetamide derivatives for biological evaluation as anticonvulsant agents." *Bulletin of Faculty of Pharmacy, Cairo University*. 2013; 51: 101-111.
- Elhelby Abdelghany Aly, Rezk Rezk Ayyad, Mohamed Fathallah Zayed. "Synthesis and biological evaluation of some novel quinoxaline derivatives as anticonvulsant agents." *Arzneimittelforschung*. 2011; 61: 379-381.
- El-Helby Abdel-Ghany A, Rezk RA Ayyad, Khaled El-Adl, Alaa Elwan. "Quinoxalin-2 (1H)-one derived AMPA-receptor antagonists: design, synthesis, molecular docking and anticonvulsant activity." *Med Chem Res*. 2017.
- El-Helby Abdel-Ghany A, Rezk RA Ayyad, Mohamed F Zayed, Hamada S Abuelkheer, et al. "Design, synthesis, in silico ADMET profile and GABA-A docking of novel phthalazines as potent anticonvulsants." *Archiv Der*

- Pharmazie. 2019; 352: 1800387.
14. El-Helby Abdel-Ghany A, Helmy Sakr, Rezk RA Ayyad, Khaled El-Adl, et al. "Design, Synthesis, *In vitro* Anti-cancer Activity, ADMET Profile and Molecular Docking of Novel Triazolo [3, 4-a] phthalazine Derivatives Targeting VEGFR-2 Enzyme." *Anti-Cancer Agent Med.* 2018; 18: 1184-1196.
 15. Mohd Nassar Ekhlass, Fathy M Abdelrazek, Rezk R Ayyad, Ahmed F El-Faragy. "Synthesis and some reactions of 1-aryl-4-acetyl-5-methyl-1, 2, triazole derivatives with anticonvulsant activity." *Mini-Rev Med Chem.* 2016.
 16. Ayyad Rezk. "Synthesis and anticonvulsant activity of 6-iodo phthalazinedione derivatives." *Al-Azhar J Pharm Sci.* 2014; 50: 43-54.
 17. El-Helby Abdel-Ghany A, MK Ibrahim, AA Abdel-Rahman, RRA Ayyad, MA Menshawy, K El-Adl. "Synthesis, molecular modeling and anticonvulsant activity of benzoxazole derivatives." *Al-Azhar J Pharm Sci.* 2009; 40: 252-270.
 18. Rezk RA Ayyad, H Sakr, K El-Gamal. Synthesis, modeling and anticonvulsant activity of some phthalazinedione. *Am J Org Chem.* 2016; 6: 29-38.
 19. Rezk RA Ayyad. Synthesis and anticonvulsant activity of tetrabromophthalazinedione. *AZ J Pharm Sci.* 2008; 33-45.
 20. El-Helby Abdel-Ghany A, MK Ibrahim, MA Amin, Rezk RA Ayyad. Synthesis and anticonvulsant activity of phthalazindione derivatives. *AZ J Pharm Sci.* 2020.
 21. Ibrahim MK, AA Abdel-Rahman, RRA Ayyad, K El-Adl, F Elsherbeny, M Rashed. "Design and synthesis of some novel N-phthalimide derivatives with potential anticonvulsant activity." *Al-Azhar J Pharm Sci.* 2010; 42: 305-322.
 22. Alaa A-M, Laila A Abou-Zeid, Kamal Eldin H El-Tahir, Rezk R Ayyad, A-A Magda, Adel S El-Azab. "Synthesis, anti-inflammatory, analgesic, COX-1/2 inhibitory activities and molecular docking studies of substituted 2-mercapto-4 (3H)-quinazolinones." *Eur J Med Chem.* 2016; 121: 410-421.
 23. Mohamed Menshawy A, Rezk R Ayyad, Taghreed Z Shower, A-M Alaa, et al. "Synthesis and antitumor evaluation of trimethoxyanilides based on 4 (3H)-quinazolinone scaffolds." *Eur J Med Chem.* 2016; 112: 106-113.
 24. Hall JH, Hall ES, Wong OT. Cumulated Index Medicus. *Anticancer Drug.* 1992; 55-62.
 25. Soje-Echaque E, Lim RKS. *Inflammation and Anti-inflammatories.* Spectrum, New York, USA. *J Pharmacol Exp Ther.* 1962; 138-224.
 26. Synthesis and anticonvulsant activity of phthalazindione derivatives. *AZ. j. pharm. Sci.* 2001; 28.
 27. Synthesis and anticonvulsant activity of phthalazindione derivatives. *AZ. j. pharm. Sci.* 2002; 29.
 28. Synthesis and anticonvulsant activity of tetrabromophthalazin-1,4-dione derivatives. *AZ. j. pharm. Sci.* 2008; 37.
 29. Modeling, Synthesis, and antihypoglycemic activity of novel quinazolinones containing sulfonylurea moiety. *J. Biol. Sci.* 2009; 7.
 30. Thesis, molecular modeling and anticonvulsant activity of benzoxazole derivatives. *AZ. j. pharm. Sci.* 2009; 40.
 31. Synthesis, Molecular Modeling and anticonvulsant activity of Benzoxazole derivatives. *AZ. J pharma. Sci.* 2009; 40: 252-271.
 32. Modeling, Synthesis, and anticonvulsant activity of some new quinazolinones. *AZ. j. pharm. Sci.* 2010; 41.
 33. Design and synthesis of some novel n-phthalimide derivatives with potential anticonvulsant activity. *AZ. j. pharm. Sci.* 2010; 42: 305-322.
 34. Synthesis and Biological Evaluation of some novel quinoxaline derivatives as anticonvulsant Agents. *Arzneimittelforschung.* 2011; 61: 379-381.
 35. Synthesis and Biological Evaluation of novel iodophthalazinedione derivatives as anticonvulsant Agents. *AZ. j. pharm. Sci.* 2012; 45: 1-13.
 36. Design and synthesis of some novel 2-(3-methyl-2-oxoquinoxelin-(2H)-yl)-N-(4-(substituted)phenyl) acetamide derivatives for biological evaluation as anticonvulsant Agents. *Bulletin of faculty of pharmacy. Cairo University.* 2013; 51: 101.
 37. Synthesis and anticonvulsant activity of 6-iodophthalazinedione derivatives. 2014.